

# COIMBATORE INSTITUTE OF MANAGEMENT AND TECHNOLOGY

(An Autonomous institute approved by AICTE and affiliated to Bharathiar University)

Accredited with "B" grade by NAAC

## STUDENT SATISFACTION SURVEY (SSS)

ACADEMIC YEAR 2020-21

### ANALYSIS REPORT

**NUMBER OF RESPONSES RECEIVED FOR THE (SSS) SURVEY = 49**

OVERALL AVERAGE SCORE = 3.75

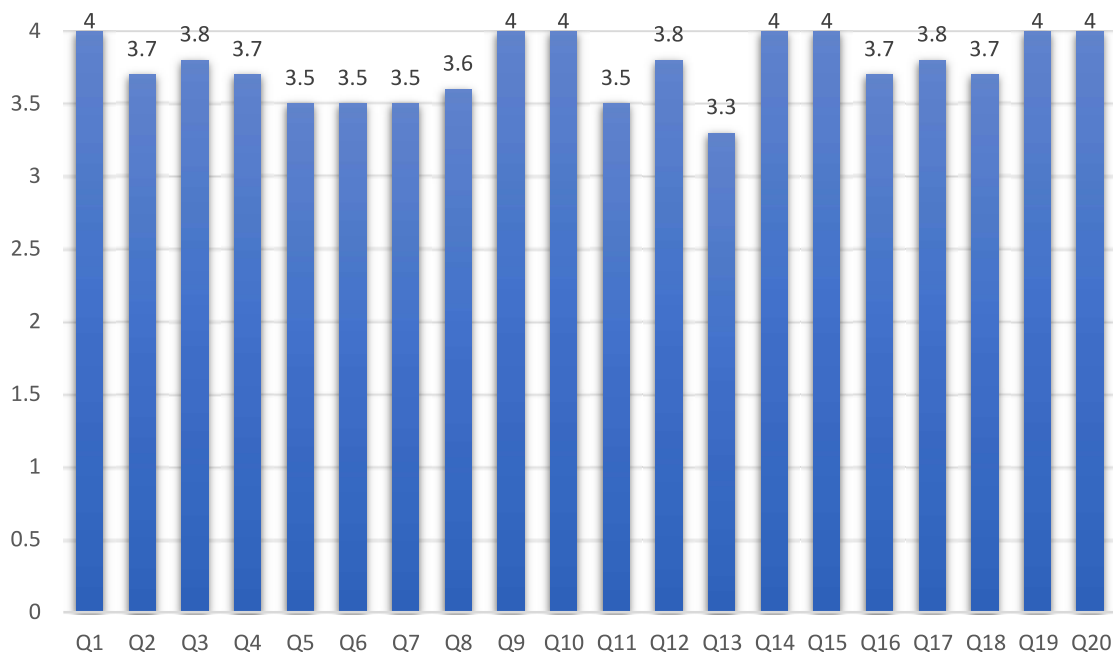
S NO	QUESTIONNAIRE	SCORE
1	How much of the syllabus was covered in the class?	4
2	How well did the teachers prepare for the classes?	3.7
3	How well were the teachers able to communicate?	3.8
4	The teacher's approach to teaching can best be described as	3.7
5	Fairness of the internal evaluation process by the teachers.	3.5
6	Was your performance in assignments discussed with you?	3.5
7	The institute takes active interest in promoting internship, student exchange, field visit opportunities for students.	3.5
8	The teaching and mentoring process in your institution facilitates you in cognitive, social and emotional growth.	3.6
9	The institution provides multiple opportunities to learn and grow.	4
10	Teachers inform you about your expected competencies, course outcomes and programme outcomes.	4
11	Your mentor does a necessary follow-up with an assigned task to you.	3.5
12	The teachers illustrate the concepts through examples and applications.	3.8
13	The teachers identify your strengths and encourage you with providing right level of challenges.	3.3
14	Teachers are able to identify your weaknesses and help you to overcome them.	4
15	The institution makes effort to engage students in the monitoring, review and continuous quality improvement of the teaching learning process.	4
16	The institute/ teachers use student centric methods, such as experiential learning, participative learning and problem-solving methodologies for	3.7

17	Teachers encourage you to participate in extracurricular activities	3.8
18	Efforts are made by the institute/ teachers to inculcate soft skills, life skills and employability skills to make you ready for the world of work.	3.7
19	What percentage of teachers use ICT tools such as LCD projector, Multimedia, etc. while teaching.	4
20	The overall quality of teaching-learning process in your institute is very good.	4

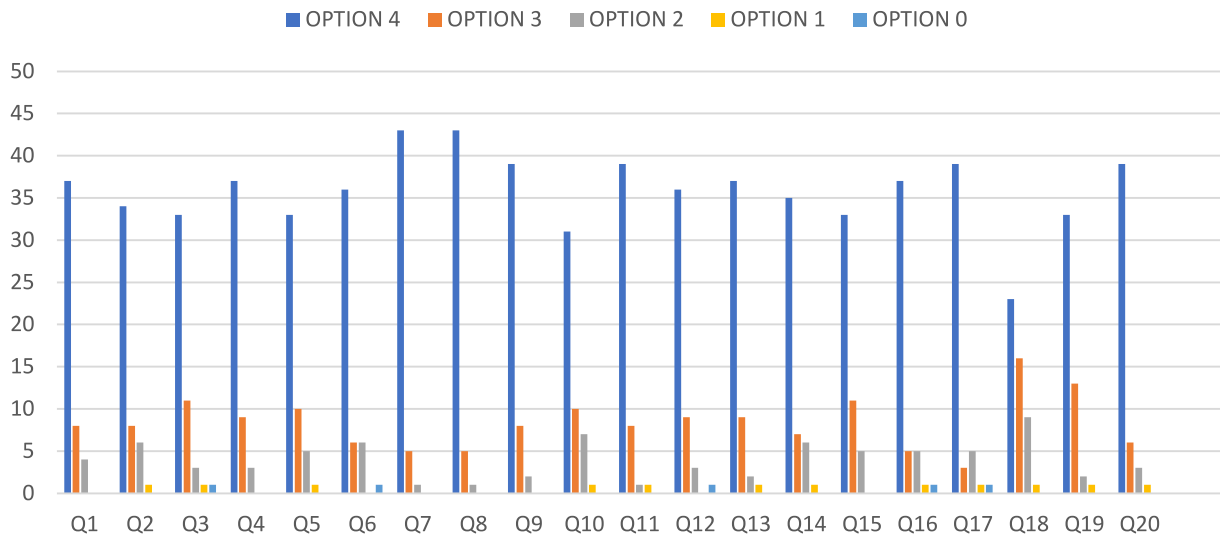
21	Give three observation / suggestions to improve the overall teaching – learning experience in your institution. (Some Notable Suggestions)
----	--

- Notes which are uploaded in LMS could be more visible, as handwritten notes are quite tough to read.
- There should be more teachers in a particular subject
- Availability of books and other teaching learning materials through online.

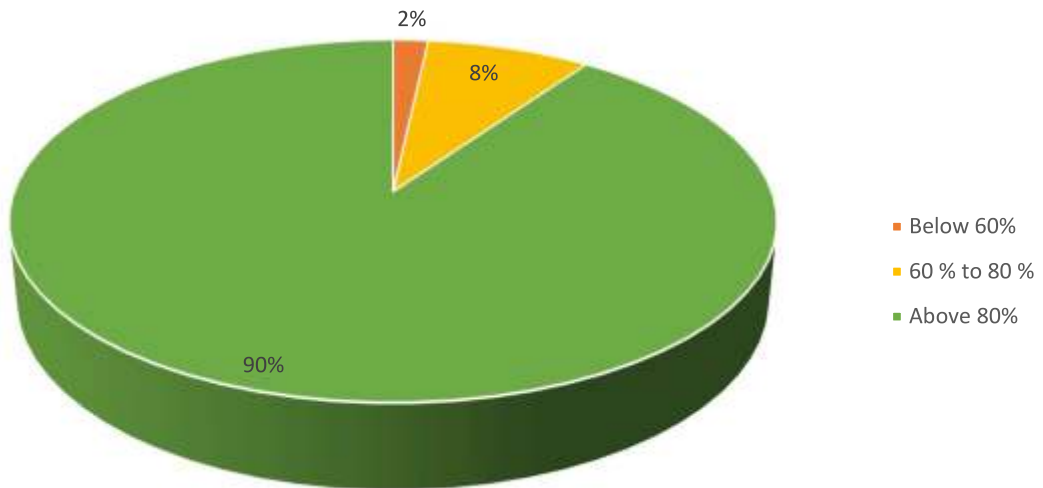
### QUESTION-WISE SCORES (IN 0 TO 4 SCALE)



## NUMBER OF STUDENT RESPONSES



## OVERALL STUDENT SATISFACTION SURVEY REPORT



## **SUMMARY:**

The students are an integral part of the institution. To capture students' experiences for the academic year 2020-21, a questionnaire with various parameters has been framed and forwarded to the students through Google forms. The questionnaire survey includes 21 questions to which responses are given anonymously by the institution's students. The survey components include institute-level feedback on infrastructure and learning experiences. Student Satisfaction Survey was conducted in July 2021 thru online. This report presents the findings of the Students Satisfaction Survey conducted for the MBA program at CIMAT. The survey aimed to assess students' overall satisfaction with the program and identify areas for improvement. The survey was completed by a representative sample of MBA students, and the results indicate an overall average satisfaction score of 3.75 out of 4.

**Methodology:** The survey was conducted using a structured questionnaire consisting of multiple-choice/Likert-scale questions. The questionnaire covered various aspects of the MBA program, including curriculum, faculty, resources, facilities, and career services. 49 MBA students participated in the survey, representing diverse backgrounds and cohorts.

## **KEY FINDINGS:**

**Overall Satisfaction:** The survey results indicate a high overall satisfaction level among MBA students, with an average score of 3.75 out of 4. This suggests that most students are content with their experience in the program.

**The teaching and mentoring process:** The teaching and mentoring process received positive feedback, scoring 3.6 out of 4. Students appreciated the relevance of cognitive, social and emotional growth.

**Faculty:** The faculty members received a satisfactory 4 out of 4. Students praised the professors' expertise, accessibility, and ability to effectively convey complex concepts and teachers to inculcate soft skills, life skills and employability skills to make you ready for the world of work.

The institution makes effort to engage students in the monitoring, review and continuous quality improvement of the teaching learning process scoring an average of 4 out of 4.

Resources and Facilities: The survey indicated a strong satisfaction level with the resources and facilities available to MBA students, scoring an average of 4 out of 4. The library, computer labs, and study spaces were well-equipped and conducive to learning.

Career Services: The career services provided by the program received a 4 out of 4. Students appreciated the assistance with job placements, internships, and networking opportunities. However, some students suggested improved quality and variety of career development workshops.

The Students Satisfaction Survey for the CIMAT MBA program reveals a high overall satisfaction level among the students, with an average score of 3.75 out of 4. The findings highlight the program's strengths, including the curriculum, faculty, resources, and facilities. However, there are areas for improvement, particularly in increasing faculty diversity and enhancing career services. The survey results will serve as valuable feedback for program administrators and faculty to continue strengthening the MBA program and ensuring student satisfaction in the future.



**PRINCIPAL**